

# Diamond<sup>®</sup>

Make your mark.<sup>™</sup>

## DESIGN GUIDE



# WELCOME

to the Diamond® Design Guide.

Full of tips and inspiration, this design guide is your go-to companion during the exciting and, yes, sometimes overwhelming process that is home remodel. Browse the styles and finishes, organizational "sanity helpers", and attention-grabbing wood hoods, and be reassured by the designer notes along the way.

Diamond's powerful portfolio of cabinetry options will propel your vision of home from magazine clippings and Pinterest boards to a dream realized. You can count on Diamond - and on me - to deliver what will surely be your new favorite room.

***Cheers to a beautiful home!***

Your Diamond Designer



**DESIGNER TIP:**

Look for the + symbol throughout for additional information and inspirational ideas



# Diamond®

**Make your mark.™**

Diamond® Cabinetry offers different series to meet a variety of needs. Your designer will help you determine which is the right fit for you and your design.

To understand what is available in each series, look for the icons throughout this design guide.

## **V** VIBE™ SERIES

A great entryway into Diamond® Cabinetry, the Vibe™ Series offers all the essentials to create a beautiful result.

## **D** DISTINCTION™ SERIES

When your design calls for additional nuance - like organization features - step up to Distinction™ Series.

## INSIDE THIS DESIGN GUIDE

- 4 STYLE WITH STAYING POWER
- 12 JUST THE RIGHT FINISH
- 24 ORGANIZATIONAL OVERHAUL
- 28 WOOD HOODS THAT IMPRESS
- 30 PERSONALIZE WITH ACCESSORIES



### **DESIGNER TIP:**

A no-fuss neutral that reads neither warm nor cool, Brightest White is a confident choice for designs that call for white.

Shown on front cover and this page:  
Boynton Maple Brightest White Paint, Distinction™ Series



## READY, SET, STYLE.

Selecting a drawer and door style is a great place to get started. From a straight-forward Shaker to an intricately detailed design style, Diamond® has what you need.

### THINGS TO CONSIDER WHEN SHOPPING STYLES:

Select the one that aligns with your vision.



Clean, smooth slab drawer fronts.



Detailed, five-piece drawer fronts.



Full overlay drawer and door fronts will deliver seamless coverage of cabinet fronts.



Partial overlay allows each drawer and door to stand out on its own.



Cherry, maple, oak and more. The wood species you choose will effect the way your chosen wood stain or paint reads on the wood color and grain. With so many combinations to choose from, your designer can help further guide.



#### DESIGNER TIP:

Does your design call for modern and minimal? Specialty laminate may be for you. See these sleek styles on page 22.

## FULL OVERLAY DOOR STYLES

Species and finish offering differs in each Series.

- D Distinction™ Series
- V Vibe™ Series
- C Cherry
- M Maple
- O Oak
- R Rustic Hickory
- P Painted
- L Laminate
- F PureStyle™



Farrah  
5-Piece Drawer Front

- D C M O
- V C M O P F



Farrah  
Profiled Slab Drawer Front

- D C M O
- V C M O P F



Gunther  
5-Piece Drawer Front

- D C M R



Gunther  
Slab Drawer Front

- D C M R



Bryant  
5-Piece Drawer Front

- D C D H M O R
- V C M O P F



Bryant  
5-Piece Narrow Rail Drawer Front

- D C D H M O R



Bryant  
Slab Drawer Front

- D C D H M O R
- V C M O P F



LaGrange  
5-Piece Drawer Front

- D C M

# FULL OVERLAY DOOR STYLES

Species and finish offering differs in each Series.

- D Distinction™ Series
- V Vibe™ Series
- C Cherry
- M MDF
- H Rustic Hickory
- M Maple
- O Oak
- P Painted
- R Rustic Alder
- L Laminate
- P PureStyle™



Summer  
5-Piece Drawer Front  
D C H M O R



Summer  
Slab Drawer Front  
D C H M O R



Breman  
5-Piece Drawer Front  
D C D H M O R  
V C M P P



Breman  
Slab Drawer Front  
D C D H M O R  
V C M P P



Julien  
5-Piece Drawer Front  
D C M



Julien  
Profiled Slab Drawer Front  
D C M



Caldera  
5-Piece Drawer Front  
D C D M



Caldera  
Slab Drawer Front  
D C D M



Kenora  
5-Piece Drawer Front  
D C M  
V C M P



Kenora  
Slab Drawer Front  
D C M  
V C M P



Wendell  
5-Piece Drawer Front  
D C H M O  
V C M O P P



Wendell  
Profiled Slab Drawer Front  
D C H M O  
V C M O P



Leeton  
5-Piece Drawer Front  
D C M



Leeton  
Slab Drawer Front  
D C M



Lawford  
5-Piece Drawer Front  
D C M  
V C M P P



Lawford  
Slab Drawer Front  
D C M  
V C M P P

\* Wendell PureStyle features mitered door and drawer front construction.

# FULL OVERLAY DOOR STYLES

Species and finish offering differs in each Series.

- D Distinction™ Series
- V Vibe™ Series
- C Cherry
- O MDF
- H Rustic Hickory
- M Maple
- O Oak
- P Painted
- R Rustic Alder
- L Laminate
- P PureStyle™



**NEW**

Boynton  
5-Piece Drawer Front

- D M
- V M P



**NEW**

Boynton  
Slab Drawer Front

- D M
- V M P



Wells  
5-Piece Drawer Front

- D C M



Wells  
Slab Drawer Front

- D C M



Bluffton  
5-Piece Drawer Front

- D C M O
- V C M O P



Bluffton  
Profled Slab Drawer Front

- D C M O
- V C M O P



**NEW**

Murphy  
5-Piece Drawer Front

- D C H M O R



**NEW**

Murphy  
Slab Drawer Front

- D C H M O R



Liberty  
5-Piece Drawer Front

- D C M



Liberty  
Slab Drawer Front

- D C M



Loren  
Slab Drawer Front

- D C D M
- V C M P L



Trystan  
Slab Drawer Front

- D C M



Bailey  
5-Piece Drawer Front

- D C M



Bailey  
Profled Slab Drawer Front

- D C M



Davis  
5-Piece Drawer Front

- D C H M



Davis  
Slab Drawer Front

- D C H M



**DESIGNER TIP:**

Loren does it all - Available in stain, painted and laminate so you can have this great style any way you like it.

\*When Loren is selected in Painted Hardwood, the doors and drawer fronts will be constructed of medium density fiberboard (MDF) or high density fiberboard (HDF).

## FULL OVERLAY DOOR STYLES



Adair  
5-Piece Drawer Front

D C M  
V C M P

Paterson  
5-Piece Drawer Front

D C H M O R

Paterson  
Slab Drawer Front

D C H M O R

Camilla  
5-Piece Drawer Front

D C M

## PARTIAL OVERLAY DOOR STYLES

Species and finish offering differs in each Series.

D Distinction™ Series    C Cherry    M Maple    R Rustic Alder  
V Vibe™ Series    O MDF    O Oak    L Laminate  
H Rustic Hickory    P Painted    PureStyle™



Westburke  
5-Piece Drawer Front

D H M O R  
V C M O P

Westburke  
Slab Drawer Front

D H M O R  
V C M O P

Gradon  
Profiled Slab Drawer Front

D C M O  
V C M O P

Neilson  
Slab Drawer Front

D C M  
V C M P

## FULL OVERLAY ALUMINUM FRAME DOOR ACCENTS



Aluminum Finish  
Clear Glass

Aluminum Finish  
Frosted Glass

Brushed Stainless Finish  
Clear Glass

Brushed Stainless Finish  
Frosted Glass



Black Powder Coat Finish  
Clear Glass

Black Powder Coat Finish  
Frosted Glass



### DESIGNER TIP:

Add interest and elevate your design with Aluminum Frame Door Accents.

D Distinction™ Series



Hebron  
Profiled Slab Drawer Front

D C M O  
V C M O P

Rayne  
Slab Drawer Front

D C H M O R

Livingston  
5-Piece Drawer Front

D M  
V M P

Livingston  
Slab Drawer Front

D M  
V M P

# FINISHES

## JUST THE RIGHT FINISH.

Year after year, white wins the popular vote in kitchen cabinet paint finish choice, and it may be the winning choice for you.

If that's the case, the real question is which white. After all, white isn't white. There are many shades and tints of white to choose from with Diamond. Work with your designer to find your right white.



Shown: Caldera Maple Icy Avalanche Paint, Distinction™ Series



### DESIGNER TIP:

Prior to making a final decision, be sure to view the finish you select in your home in the lighting that your cabinets will experience and at different times of day. This will ensure you make a confident choice.

Paint daubs shown above: Brightest White, White, Icy Avalanche and Coconut



Shown: Wells Maple Maritime Paint, Distinction™ Series

## CUE THE COLOR.

What if white isn't right for your design? You can go bold and choose a color for your full design or go with a dynamic two-tone design to create dimension. The two-tone concept can be done with two paint finishes or a paint and a stain.

These are some of our favorite finish combinations to inspire you!



Maritime Paint & Morel Stain

Foxhall Green Paint & Colt Stain

Black Paint & Serious Gray Paint



Shown: Furniture Valance Maple White Paint














# FINISHES

Available on species as indicated. See your designer for exclusions.





Species and finish offering differs in each Series.

- D Distinction™ Series
- V Vibe™ Series
- C Cherry
- M MDF
- O Oak
- R Rustic Hickory
- M Maple
- O Oak
- P Painted
- R Rustic Alder
- L Laminate
- P PureStyle™













## PAINTS\* AND LAMINATES

 <b>NEW</b>					
Brightest White	White	Coconut	Icy Avalanche	Cloud	Serious Gray
<span style="color: red;">D</span> <span style="border: 1px solid black; border-radius: 50%; padding: 2px;">M</span>	<span style="color: red;">D</span> <span style="border: 1px solid black; border-radius: 50%; padding: 2px;">M</span> <span style="color: red;">V</span> <span style="border: 1px solid black; border-radius: 50%; padding: 2px;">P</span> <span style="border: 1px solid black; border-radius: 50%; padding: 2px;">L</span> <span style="border: 1px solid black; border-radius: 50%; padding: 2px;">P</span>	<span style="color: red;">D</span> <span style="border: 1px solid black; border-radius: 50%; padding: 2px;">M</span> <span style="color: red;">V</span> <span style="border: 1px solid black; border-radius: 50%; padding: 2px;">P</span> <span style="border: 1px solid black; border-radius: 50%; padding: 2px;">L</span> <span style="border: 1px solid black; border-radius: 50%; padding: 2px;">P</span>	<span style="color: red;">D</span> <span style="border: 1px solid black; border-radius: 50%; padding: 2px;">M</span> <span style="color: red;">V</span> <span style="border: 1px solid black; border-radius: 50%; padding: 2px;">P</span> <span style="border: 1px solid black; border-radius: 50%; padding: 2px;">L</span> <span style="border: 1px solid black; border-radius: 50%; padding: 2px;">P</span>	<span style="color: red;">D</span> <span style="border: 1px solid black; border-radius: 50%; padding: 2px;">M</span> <span style="color: red;">V</span> <span style="border: 1px solid black; border-radius: 50%; padding: 2px;">P</span> <span style="border: 1px solid black; border-radius: 50%; padding: 2px;">L</span> <span style="border: 1px solid black; border-radius: 50%; padding: 2px;">P</span>	<span style="color: red;">D</span> <span style="border: 1px solid black; border-radius: 50%; padding: 2px;">M</span>
					
Moonstone	Naval	Maritime	Foxhall Green	Black	
<span style="color: red;">D</span> <span style="border: 1px solid black; border-radius: 50%; padding: 2px;">M</span> <span style="color: red;">V</span> <span style="border: 1px solid black; border-radius: 50%; padding: 2px;">P</span> <span style="border: 1px solid black; border-radius: 50%; padding: 2px;">L</span> <span style="border: 1px solid black; border-radius: 50%; padding: 2px;">P</span>	<span style="color: red;">D</span> <span style="border: 1px solid black; border-radius: 50%; padding: 2px;">M</span> <span style="color: red;">V</span> <span style="border: 1px solid black; border-radius: 50%; padding: 2px;">P</span>	<span style="color: red;">D</span> <span style="border: 1px solid black; border-radius: 50%; padding: 2px;">M</span> <span style="color: red;">V</span> <span style="border: 1px solid black; border-radius: 50%; padding: 2px;">P</span> <span style="border: 1px solid black; border-radius: 50%; padding: 2px;">L</span> <span style="border: 1px solid black; border-radius: 50%; padding: 2px;">P</span>	<span style="color: red;">D</span> <span style="border: 1px solid black; border-radius: 50%; padding: 2px;">M</span>	<span style="color: red;">D</span> <span style="border: 1px solid black; border-radius: 50%; padding: 2px;">M</span> <span style="border: 1px solid black; border-radius: 50%; padding: 2px;">O</span> <span style="color: red;">V</span> <span style="border: 1px solid black; border-radius: 50%; padding: 2px;">P</span>	

## PAINTS WITH PENNED GLAZES\*

			
White with Amaretto Crème	Icy Avalanche with Amaretto Crème	Coconut with Amaretto Crème	Cloud with Amaretto Crème
<span style="color: red;">V</span> <span style="border: 1px solid black; border-radius: 50%; padding: 2px;">P</span>	<span style="color: red;">V</span> <span style="border: 1px solid black; border-radius: 50%; padding: 2px;">P</span>	<span style="color: red;">V</span> <span style="border: 1px solid black; border-radius: 50%; padding: 2px;">P</span>	<span style="color: red;">V</span> <span style="border: 1px solid black; border-radius: 50%; padding: 2px;">P</span>

## PAINTS WITH FLOODED GLAZES\*

		
Icy Avalanche with Amaretto Crème	Icy Avalanche with Grey Stone	Icy Avalanche with Toasted Almond
<span style="color: red;">D</span> <span style="border: 1px solid black; border-radius: 50%; padding: 2px;">M</span>	<span style="color: red;">D</span> <span style="border: 1px solid black; border-radius: 50%; padding: 2px;">M</span>	<span style="color: red;">D</span> <span style="border: 1px solid black; border-radius: 50%; padding: 2px;">M</span>
		
Coconut with Amaretto Crème	Coconut with Grey Stone	Coconut with Toasted Almond
<span style="color: red;">D</span> <span style="border: 1px solid black; border-radius: 50%; padding: 2px;">M</span>	<span style="color: red;">D</span> <span style="border: 1px solid black; border-radius: 50%; padding: 2px;">M</span>	<span style="color: red;">D</span> <span style="border: 1px solid black; border-radius: 50%; padding: 2px;">M</span>
		
Cloud with Amaretto Crème	Cloud with Grey Stone	Cloud with Toasted Almond
<span style="color: red;">D</span> <span style="border: 1px solid black; border-radius: 50%; padding: 2px;">M</span>	<span style="color: red;">D</span> <span style="border: 1px solid black; border-radius: 50%; padding: 2px;">M</span>	<span style="color: red;">D</span> <span style="border: 1px solid black; border-radius: 50%; padding: 2px;">M</span>
		
Serious Gray with Amaretto Crème	Serious Gray with Grey Stone	Serious Gray with Toasted Almond
<span style="color: red;">D</span> <span style="border: 1px solid black; border-radius: 50%; padding: 2px;">M</span>	<span style="color: red;">D</span> <span style="border: 1px solid black; border-radius: 50%; padding: 2px;">M</span>	<span style="color: red;">D</span> <span style="border: 1px solid black; border-radius: 50%; padding: 2px;">M</span>



**+**

**DESIGNER TIP:**  
The wood species you select will impact how your paint choice reads. Paint on a species with a tighter grain, such as maple wood shown here, results in a smooth opaque-colored finish.



## TOP IT OFF WITH GLAZE.

Glazes are just one more way to make your design uniquely yours and add character and depth to your cabinet design. Choose Penned Glaze for a concentrated glaze detail in the crevices of the cabinet drawer and door fronts, and Flooded Glaze for a softer, all-over patina.

\* The door and/or drawer front center panel on Maple painted doors may be constructed of Medium Density Fiberboard (MDF), except on the Liberty door style, or when Distressing or Heirlooming is specified.

# FINISHES

Available on species as indicated. See your designer for exclusions.



Shown: Bailey Cherry Black Forest Stain, Distinction™ Series

Species and finish offering differs in each Series.

- D Distinction™ Series
- C Cherry
- M Maple
- R Rustic Alder
- V Vibe™ Series
- D MDF
- O Oak
- L Laminate
- H Rustic Hickory
- P Painted
- F PureStyle™

## STAINS WITH PENNED GLAZES



Natural with Amaretto Crème

V M



Sahara with Amaretto Crème

V M



Buckskin with Amaretto Crème

V M



Morel with Amaretto Crème

V M



Colt with Amaretto Crème

V M



Thatch with Amaretto Crème

V M



### DESIGNER TIP:

A room with a single wood tone can read flat and uninteresting. Don't be afraid to choose a cabinet finish that is a bit different than your wood floor finish or your furniture. The variation can add richness and depth.

## STAINS



Natural

D C H M O R  
V M O



Sahara

D C H M O R  
V C M O



Light

D C H O



Cattail

D C H M O R



Tundra

D C H M O R



Buckskin

D C H M O R  
V C M O



Boardwalk

D C H M O R




Morel

D C H M O R  
V C M O



Seal

D C H M O R




Colt

D C H M O R  
V C M O



Thatch

D C H M O R  
V C M O




Titanium

D C H M O R  
V C M O



Storm

D C M



Chocolate

D C M O R  
V C M O

## STAINS WITH FLOODED GLAZES



Palomino

D C M O R



Coffee

D C H M R



Whiskey Black

D C M R



Black Forest

D C M O R

## STAIN SHEENS



### MATTE SHEEN

*(Top portion of door)*

Our low sheen top coat is less reflective and absorbs more light, resulting in a softer, more muted look. Available on all stains and glazed stains. Not available on paints or glazed paints.

### SATIN SHEEN

*(Lower portion of door)*

Our timeless original top coat features a moderate sheen which is reflective without being too glossy. Available on all stains, glazed stains, paints and glazed paints.



## FINISHING TECHNIQUES

Finishing techniques are a great way to give your cabinets a unique look. Heirlooming and distressing add dimension to your cabinets. Talk with your designer about which might enhance your kitchen design.



### HEIRLOOMING

Over-sanded edges and profiles expose the underlying wood to create a naturally aged appearance, lending depth and character.



### DISTRESSING

Unique imperfections like wormholes, chisel marks and tiny dents and dings replicate the wear found on a well-loved piece of furniture.



#### DESIGNER TIP:

Accessorize your cabinetry with personal touches like these furniture-inspired feet. See more accessory options on page 30.



# PURESTYLE™

Diamond® Vibe™ Series offers PureStyle for those looking for the beauty of a paint finish with added durability.

The PureStyle wrapped door and drawer front design solution delivers crisp, clean details and a durable, paint-like finish. The added benefits of color consistency paired with the resistance to scratching, fading and surface water mean PureStyle delivers fashion without the fuss.

## Vibe™ Series



### CLEANS BEAUTIFULLY.

A clean cloth dampened with a solution of 5% dish soap and 95% water is all it takes to clean PureStyle cabinetry. Dry with a clean, soft cloth.



Lawford  
5-Piece Drawer Front



Lawford  
Slab Drawer Front



Wendell  
5-Piece Drawer Front



Neilson  
Slab Drawer Front



Breman  
5-Piece Drawer Front



Breman  
Slab Drawer Front



Bryant  
5-Piece Drawer Front




Bryant  
Slab Drawer Front



Westburke  
5-Piece Drawer Front




Westburke  
Slab Drawer Front



White



Coconut



Icy Avalanche



Cloud



Moonstone



Maritime

### EXCEPTIONAL FINISH.

PureStyle features color consistency without the unpredictable variability often seen by various wood types. The surface regularity of PureStyle results in a fashionable, clean-lined aesthetic.



**+**  
**DESIGNER TIP:**  
 Looking to add a little extra something to your design? Consider a modern, high gloss finish or a grain texture with Diamond's specialty laminates.



FULL OVERLAY SPECIALTY STYLES

Species and finish offering differs in each Series.

- D Distinction™ Series
- V Vibe™ Series
- C Cherry
- M Maple
- O Oak
- R Rustic Hickory
- P Painted
- R Rustic Alder
- L Laminate
- P PureStyle™



**Wixom**  
 Slab Drawer Front  
D L  
 High Gloss White



**Tranter**  
 Slab Drawer Front  
D L  
 Arctic  
 Obsidian



**Graniti**  
 Slab Drawer Front  
D L  
 Icy Avalanche Linea Nightfall  
 Antler  
 Wharf  
 Elk  
 Gunstock



**Worthen**  
 5-Piece Drawer Front  
D P  
 Icy Avalanche Linea Nightfall  
 Elk  
 Gunstock

HIGH GLOSS LAMINATE

High Gloss White is available with Matching or Metallic edgebanding.

High Gloss White D L    Matching    Metallic

WOOD GRAIN LAMINATES

Icy Avalanche Linea Nightfall D L P    Antler D L

TEXTURED WOOD GRAIN LAMINATES

Arctic D L    Wharf D L    Elk D L P    Gunstock D L P    Obsidian D L



**DESIGNER TIP:**

Thirty-percent of consumers regret not selecting organizational features as part of their kitchen remodel\*. Build them into your design from the get-go.

# ORGANIZATIONAL OVERHAUL

Who couldn't use a little help keeping life better organized? Tucked inside Diamond® cabinets are a multitude of organizational options just waiting to tidy your Tupperware® and make sense of your mess. With so many Diamond® Logix™ options to choose from, you can select the right combination for your personal needs. After all, cabinet organization is more than storage — it's peace of mind.

- A** SuperCabinet™
- B** EZ-Org™ Modular Pull-out Racks
- C** Wall Refrigerator Pull-out
- D** Biometric Security Drawer
- E** Wood Tiered Cutlery Divider Drawer
- F** Base Container Pantry Pull-out
- G** Base Utensil Pantry Pull-out
- H** Base Corner Curved Pull-out
- I** Base Pots and Pans Pull-out
- J** Lazy Susan Pull-out
- K** Base Roll Trays
- L** Base with Roll-out Tray Divider
- M** Utility Organizer Drop Zone



**A**



**B**



**C**



**D**



**E**



**F**



**G**



**M**



**H**



**I**



**J**



**K**

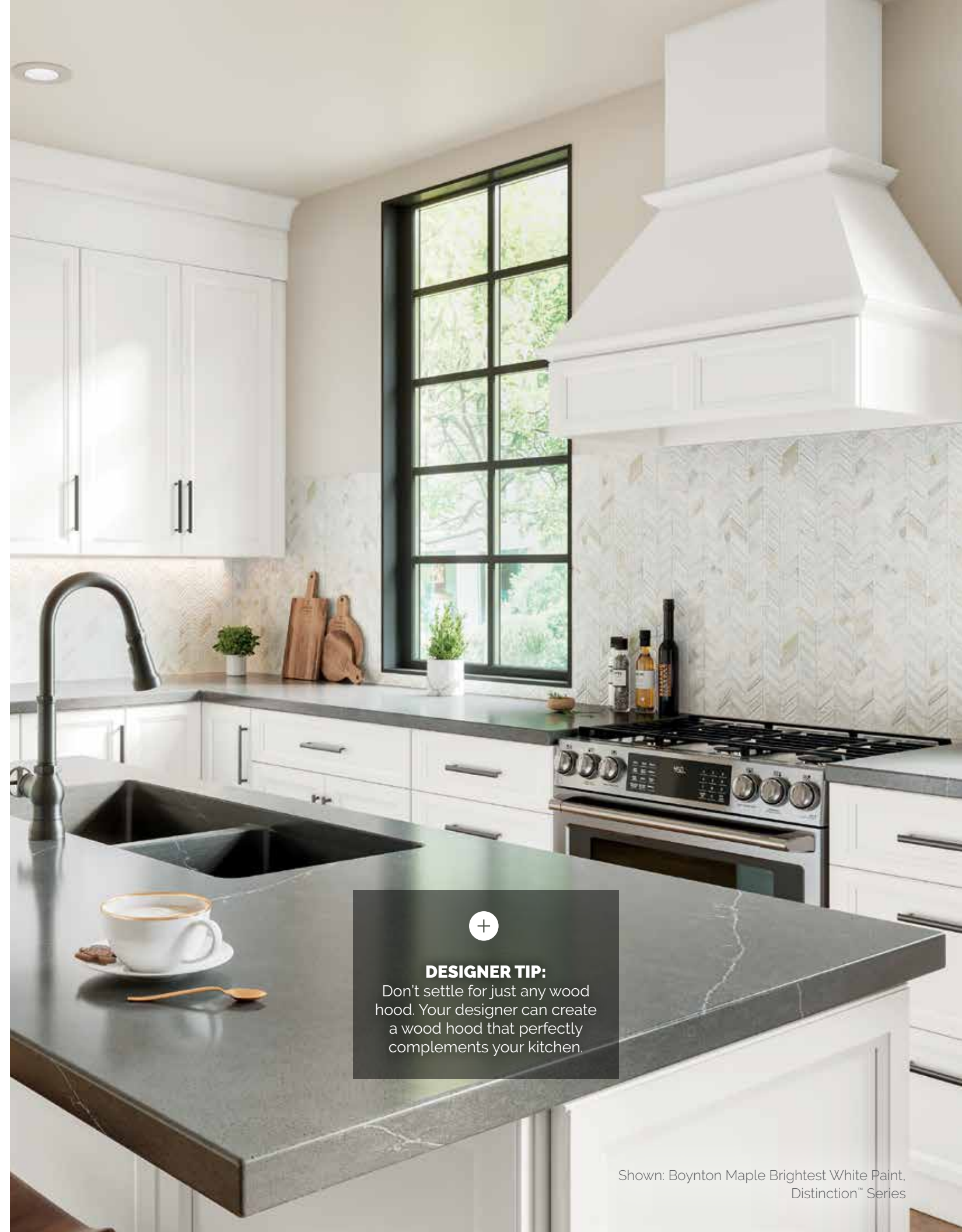


**L**

## WOOD HOODS

A trend with staying power, wood hoods top many kitchen remodel must-have lists. Whether built-in to seamlessly integrate with cabinetry or designed to stand out as a showpiece, Diamond® makes wood hoods for every kitchen.

- A Straight Batten Wood Hood
- B Canopy Square Wood Hood
- C Square Flat Panel Wood Hood
- D Classic Square Wood Hood
- E Linear Tapered Wood Hood
- F Simple Tapered Wood Hood
- G Shiplap Tapered Wood Hood
- H Tapered Wood Hood



**+**  
**DESIGNER TIP:**  
Don't settle for just any wood hood. Your designer can create a wood hood that perfectly complements your kitchen.



## ACCESSORIES

Design is in the details which is why Diamond® offers an endless array of options to make your kitchen uniquely yours. Don't overlook the power of the small elements in the overall look of your room. You'll find even more options online at [diamondcabinets.com](http://diamondcabinets.com).

- A** Floating Shelf
- B** Finger Pull Hardware
- C** Compact Drawer Outlet
- D** Power Pod
- E** Madeline Foot
- F** Rain Glass Insert
- G** Straight Angle Crown Moulding



Enjoy the journey by using Diamond's start-to-finish overview of designing your new room. As always, your designer is here to walk alongside you, offer guidance and help deliver your vision.



[diamondcabinets.com](http://diamondcabinets.com)



Project Planner

Visit [diamondcabinets.com](http://diamondcabinets.com) for more information and inspiration.

### LOCK IN YOUR STYLE

- Browse magazines and websites such as Houzz and Pinterest to select images that reflect your design style.
- Save your favorite door styles, finishes and organizational cabinets and specialty products on the Diamond website.

### ASSESS AND DESIGN.

- Obtain accurate measurements for your new space.
- Meet with your kitchen designer to work on design options and layouts.
- Consider your other design components: flooring, countertop, backsplash, lighting, faucets, appliances, wall color, and hardware.
- Develop a budget for your new space.

### PLACE YOUR CABINET ORDER.

- Secure an installer if your designer is not doing this for you.
- Use this time to prepare meals ahead of time and set up a temporary kitchen space if you are undergoing a remodel.
- Determine tasks to be completed before your cabinets arrive. Be sure to complete everything you need to complete, such as flooring installation, before your cabinets arrive.

### ENJOY YOUR SPACE

- Review the care and cleaning information. Discover how to touch up your cabinets.
- Learn how to make adjustments to your cabinet door hinges and drawer guides.
- Enjoy!

QUALITY CRAFTSMANSHIP

PROTECTION FOR YOUR INVESTMENT

No matter which series you choose, Diamond® provides the best quality cabinet at every price point, all backed by a limited lifetime warranty from the #1 cabinetry manufacturer in the industry.

LIMITED LIFETIME WARRANTY



Diamond® is a subsidiary of MasterBrand™, an industry leader that comprises a breadth of quality cabinet brands. Since 1926, the MasterBrand™ family has earned its reputation as one of America's top cabinetmakers, and Diamond has helped MasterBrand™ achieve this. Beautiful. Functional. Durable. These are the defining qualities of Diamond.

STANDARD CONSTRUCTION

This traditional cabinetry construction features a 1-1/2" wide face frame behind the door and drawer front. Regardless of the door style chosen, a portion of the frame will be visible when the doors and drawers are closed. Available on all Full Overlay and Partial Overlay door styles.

CABINET BOX

- Top and Bottom: 3/8" Thick furniture board
- Sides: 1/2" Thick furniture board
- Back: 3/8" Thick furniture board

CABINET EXTERIOR

- Sides: matching laminate\*
- Wall cabinet top/bottom: Natural Maple laminate
- Back: unfinished

CABINET INTERIOR

Natural Maple laminate

DRAWERS

Four-sided, dovetailed, clear-coated hardwood with full extension, Smart Stop™

HINGES

Fully concealed, 6-way adjustable cup hinge with Smart Stop™

I-BEAM BRACES

3/8" Thick furniture board

ADJUSTABLE SHELF

3/4" Thick furniture board with Natural Maple laminate and PVC edgebanding

TOEKICK

Unfinished furniture board; field-applied Toeboard required



ALL-PLYWOOD\*\* CONSTRUCTION UPGRADE AVAILABLE

Ask your designer about construction upgrade options.

\* Exteriors are laminate that match the color of the face frame, with the exception of Foxhall Green, Serious Gray and Cherry Storm.  
 \*\* All-plywood components meet ANSI/HPVA HP-1 standards, and may contain MDF or particleboard.

# Diamond®

**Make your mark.™**



**DISTINCTION™ SERIES**  
Framed Semi-Custom Cabinetry



**VIBE™ SERIES**  
Framed Value Semi-Custom Cabinetry

---

Styles, product availability and construction may vary slightly from those shown in this book due to material availability and/or design evolution. Specifications are subject to change without notice. Customer service is available if your design requires verification of product availability and specifications.

Product photography and illustrations have been reproduced as accurately as printing technologies permit. To ensure highest satisfaction, we strongly recommend you view an actual sample for best color, wood grain and finish representation.

**Diamond® has a Limited Lifetime Warranty.**

For terms and conditions, please visit: <https://www.diamondcabinets.com/warranty>



**National Forest  
Foundation**



**Part of the  
MasterBrand™  
Family**

**diamondcabinets.com**  
#DiamondCabinets  
© 2023 MasterBrand Cabinets LLC  
All rights reserved.

EAST  
1101069950  
2023-03/WA/8:3M